



Detailed Voting Instructions & E-Voting Procedure

A. GENERAL INSTRUCTIONS AND GUIDELINES FOR ACCESSING AND PARTICIPATING IN THE 23rd AGM

- I. Pursuant to the provisions of Section 108 of the Act read with Rule 20 of the Companies (Management and Administration) Rules, 2014 (as amended), Secretarial Standard on General Meetings (SS-2) issued by 'The Institute of Company Secretaries of India' (ICSI) and Regulation 44 of Listing Regulations, the Company is providing Remote E-Voting facility to its Members in respect of the business to be transacted at the 23rd AGM and facility for those Members participating in the 23rd AGM to cast vote through ballot paper/poll paper during the 23rd AGM.

For this purpose, the Company has entered into an agreement with National Securities Depository Limited (NSDL), as the Authorized e-voting agency, for facilitating voting through electronic means. The facility of casting votes by a member using remote e-voting as well as voting through ballot papers/ poll paper on the date of the AGM will be provided.

- II. A person who has acquired the shares and has become a member of the Company and whose names are recorded in the Register of Members or in the Register of Beneficial Owners maintained by the Depositories after the dispatch of the Notice of the AGM and prior to the **Cut-off date i.e. Friday, September 22, 2023**, shall be entitled to avail the facility of remote e-voting before 23rd AGM as well as voting through ballot papers on the date of the AGM at the Venue. Any recipient of the Notice, who has no voting rights as on the Cut-off date, shall treat this Notice for information purpose only.
- III. The remote e-voting period begins on **Tuesday, September 26, 2023 at 9:00 A.M.** and ends on **Thursday, September 28, 2023 at 5:00 P.M.** The remote e-voting module shall be disabled by NSDL for voting thereafter. The Members, whose names appear in the Register of Members / Beneficial Owners as on the record date (cut-off date) i.e. **Friday, September 22, 2023**, may cast their vote electronically.
- IV. Once the vote on a resolution is cast by the member, he/she shall not be allowed to change it subsequently or cast the vote again.
- V. The voting rights of the members shall be in proportion to their share in the paid up equity share capital of the Company as on the Cut-off date i.e. **Friday, September 22, 2023**.
- VI. The facility for voting through Poll would be made available at the AGM and the members attending the meeting who have not cast their votes by remote e-voting shall be able to exercise their right at the meeting through Poll Paper. The members who have already cast their vote by remote e-voting prior to the meeting, may also attend the Meeting, but shall not be entitled to cast their vote again.
- VII. The members can opt for only one mode of voting i.e. remote e-voting or physical voting through poll paper at the meeting. In case of voting by both the modes, vote cast through remote e-voting, will be considered final and voting through physical voting at the meeting will not be considered.
- VIII. The Board of Directors of the Company has appointed CS Deepak Kukreja, Practicing Company Secretary (Membership No. F4140 & CP No. 8265) and/or CS Monika Kohli, Practicing Company Secretary (Alternate Scrutinizer) (Membership No. F5480 & CP No. 4936) Partners of M/s. DMK Associates, Company Secretaries, New Delhi, as Scrutinizer to scrutinize the remote e-Voting process and voting through ballot/poll papers during the meeting, in a fair and transparent manner.
- IX. The Scrutinizer shall after the conclusion of voting at the 23rd AGM, unblock the votes cast through remote e-Voting and shall make a consolidated scrutinizer's report of the total votes casted in favor or against, invalid votes, if any, and whether the resolution has been carried or not, and such Report shall then be sent to the

Chairman or a person authorized by him, within the time prescribed under the Listing Regulations and / or the Act, who shall then countersign and declare the result of the voting forthwith.

- X. The Chairman shall, at the end of discussion on the resolutions placed at the AGM on which voting is to be held, allow voting with the assistance of the Scrutinizer, by use of Polling Paper for all those members/ proxies who are present at the AGM but have not cast their votes by availing the remote e-Voting facility.
- XI. The Results declared along with the report of the Scrutinizer shall be placed on the website of the Company at www.gulshanindia.com and on the website of NSDL at www.evoting.nsdl.com immediately after the declaration of Results by the Chairman or a person authorized by him. The results shall also be immediately forwarded to the BSE Limited and National Stock Exchange of India Limited. The results shall be displayed at the Registered Office at 9th K.M., Jansath Road, Muzaffarnagar, Uttar Pradesh - 251001 and the Corporate Office at G-81, Preet Vihar, Delhi- 110092.

B. OTHER INSTRUCTIONS FOR MEMBERS FOR REMOTE E-VOTING ARE AS UNDER:

In terms of SEBI Circular No. SEBI/HO/CFD/CMD/CIR/P/2020/242 dated December 9, 2020, Login method for Remote e-Voting for Individual Members (“You”) holding securities in Demat mode (NSDL/ CDSL) is given below:

How do I vote electronically using NSDL e-Voting system?

The way to vote electronically on NSDL e-Voting system consists of ‘Two Steps’ which are mentioned below:





Step 1: ACCESS TO NSDL E-VOTING SYSTEM

A) Login method for e-Voting for Individual members holding securities in demat mode

Pursuant to above said SEBI Circular on e-Voting facility provided by Company, Individual members holding securities in demat mode are allowed to vote through their demat account maintained with Depositories and Depository Participants. Members are advised to update their mobile number and email address in their demat accounts in order to access e-Voting facility.

Login method for Individual Members holding securities in demat mode is given below:

Type of Members	Login Method
Individual members holding securities in demat mode with NSDL.	<ol style="list-style-type: none"> 1. Existing IDeAS user can visit the e-Services website of NSDL Viz. https://eservices.nsdl.com either on a Personal Computer, Laptop or on a Mobile. On the e-Services home page click on the “Beneficial Owner” icon under “Login” which is available under ‘IDeAS’ section , this will prompt you to enter your existing User ID and Password. After successful authentication, you will be able to see e-Voting services under Value Added Services. Click on “Access to e-Voting” under e-Voting services and you will be able to see e-Voting page. Click on company name or e-Voting service provider i.e. NSDL and you will be redirected to e-Voting website of NSDL for casting your vote during the remote e-Voting period. 2. If you are not registered for IDeAS e-Services, option to register is available at https://eservices.nsdl.com. Select “Register Online for IDeAS Portal” or click at https://eservices.nsdl.com/SecureWeb/IdeasDirectReg.jsp. 3. Visit the e-Voting website of NSDL. Open web browser by typing the following URL: https://www.evoting.nsdl.com/ either on a Personal Computer, Laptop or on a Mobile. Once the home page of e-Voting system is launched, click on the icon “Login” which is available under ‘Shareholder’/ Member’ section. A new screen will open. You will have

	<p>to enter your User ID (i.e. your sixteen digit demat account number hold with NSDL), Password/OTP and a Verification Code as shown on the screen. After successful authentication, you will be redirected to NSDL Depository site wherein you can see e-Voting page. Click on company name or e-Voting service provider i.e. NSDL and you will be redirected to e-Voting website of NSDL for casting your vote during the remote e-Voting period.</p> <p>4. Members can also download NSDL Mobile App “NSDL Speede” facility by scanning the QR code mentioned below for seamless voting experience.</p> <div style="text-align: center;"> <p>NSDL Mobile App is available on</p>   </div> <div style="display: flex; justify-content: space-around; margin-top: 10px;">   </div>
<p>Individual Members holding securities in demat mode with CDSL</p>	<ol style="list-style-type: none"> 1. Users who have opted for CDSL Easi / Easiest, can login through their existing user id and password. Option will be made available to reach e-Voting page without any further authentication. The users to login Easi/ Easiest are requested to visit CDSL website www.cdslindia.com and click login icon & New System Myeasi Tab and then user your existing my easi username & password. 2. After successful login the Easi / Easiest user will be able to see the e-Voting option for eligible companies where the evoting is in progress as per the information provided by company. On clicking the evoting option, the user will be able to see e-Voting page of the e-Voting service provider for casting your vote during the remote e-Voting period. Additionally, there is also links provided to access the system of all e-Voting Service Providers, so that the user can visit the e-Voting service providers’ website directly. 3. If the user is not registered for Easi/Easiest, option to register is available at CDSL website www.cdslindia.com and click on login & New System Myeasi Tab and then click on registration option. 4. Alternatively, the user can directly access e-Voting page by providing Demat Account Number and PAN No. from a e-Voting link available on www.cdslindia.com home page. The system will authenticate the user by sending OTP on registered Mobile & Email as recorded in the Demat Account. After successful authentication, user will be able to see the e-Voting option where the evoting is in progress and also able to directly access the system of all e-Voting Service Providers.
<p>Individual Members (holding securities in demat mode) login through their depository participants</p>	<p>You can also login using the login credentials of your demat account through your Depository Participant registered with NSDL/CDSL for e-Voting facility. Upon logging in, you will be able to see e-Voting option. Click on e-Voting option, you will be redirected to NSDL/CDSL Depository site after successful authentication, wherein you can see e-Voting feature. Click on company name or e-Voting service provider i.e. NSDL and you will be redirected to e-Voting website of NSDL for casting your vote during the remote e-Voting period.</p>

Important note: Members who are unable to retrieve User ID/ Password are advised to use Forget User ID and Forget Password option available at abovementioned website.

Helpdesk for Individual Members holding securities in demat mode for any technical issues related to login through Depository i.e. NSDL and CDSL.

Login type	Helpdesk details
Individual Members holding securities in Demat mode with NSDL	Members facing any technical issue in login can contact NSDL helpdesk by sending a request at evoting@nsdl.co.in or call 022-4886 7000 and 022-2499 7000.
Individual Members holding securities in Demat mode with CDSL	Members facing any technical issue in login can contact CDSL helpdesk by sending a request at helpdesk.evoting@cdslindia.com or contact at toll free no. 1800 22 55 33

B) Login Method for e-Voting for members other than Individual Members holding securities in demat mode and members holding securities in physical mode.

How to Log-in to NSDL e-Voting website?

1. Visit the e-Voting website of NSDL. Open web browser by typing the following URL: <https://www.evoting.nsdl.com/> either on a Personal Computer or on a mobile.
2. Once the home page of e-Voting system is launched, click on the icon “Login” which is available under ‘Shareholder/Member’ section.
3. A new screen will open. You will have to enter your User ID, your Password/OTP and a Verification Code as shown on the screen.
Alternatively, if you are registered for NSDL eservices i.e. IDEAS, you can log-in at <https://eservices.nsdl.com/> with your existing IDEAS login. Once you log-in to NSDL eservices after using your log-in credentials, click on e-Voting and you can proceed to Step 2 i.e. Cast your vote electronically.
4. Your User ID details are given below:

Manner of holding shares i.e. Demat (NSDL or CDSL) or Physical	Your User ID is:
For Members who hold shares in demat account with NSDL.	8 Character DP ID followed by 8 Digit Client ID For example if your DP ID is IN300*** and Client ID is 12***** then your user ID is IN300***12*****.
For Members who hold shares in demat account with CDSL.	16 Digit Beneficiary ID For example if your Beneficiary ID is 12***** then your user ID is 12*****
For Members holding shares in Physical Form.	EVEN Number followed by Folio Number registered with the Company. For example if folio number is 001*** and EVEN is 101456 then user ID is 101456001***

5. Password details for members other than Individual members are given below:
 - a) If you are already registered for e-Voting, then you can use your existing password to login and cast your vote.
 - b) If you are using NSDL e-Voting system for the first time, you will need to retrieve the ‘initial password’ which was communicated to you. Once you retrieve your ‘initial password’, you need to enter the ‘initial password’ and the system will force you to change your password.
 - c) How to retrieve your ‘initial password’?
 - i. If your email ID is registered in your demat account or with the company, your ‘initial password’ is

communicated to you on your email ID. Trace the email sent to you from NSDL from your mailbox. Open the email and open the attachment i.e. a .pdf file. Open the .pdf file. The password to open the .pdf file is your 8 digit client ID for NSDL account, last 8 digits of client ID for CDSL account or folio number for shares held in physical form. The .pdf file contains your 'User ID' and your 'initial password'.

- ii. If your email ID is not registered, please follow steps mentioned below in process for those members whose email ids are not registered.
6. If you are unable to retrieve or have not received the “ Initial password” or have forgotten your password:
 - a) Click on “**Forgot User Details/Password?**”(If you are holding shares in your demat account with NSDL or CDSL) option available on www.evoting.nsdl.com.
 - b) **Physical User Reset Password?**” (If you are holding shares in physical mode) option available on www.evoting.nsdl.com.
 - c) If you are still unable to get the password by aforesaid two options, you can send a request at evoting@nsdl.co.in mentioning your demat account number/folio number, your PAN, your name and your registered address etc.
 - d) Members can also use the OTP (One Time Password) based login for casting the votes on the e-Voting system of NSDL.
 7. After entering your password, tick on Agree to “Terms and Conditions” by selecting on the check box.
 8. Now, you will have to click on “Login” button.
 9. After you click on the “Login” button, Home page of e-Voting will open.

Process for those members whose email ids are not registered with the depositories for procuring user id and password and registration of e mail ids for e-voting for the resolutions set out in this notice:

- In case shares are held in **physical mode** please provide Folio No., Name of members, scanned copy of the share certificate (front and back), PAN (self-attested scanned copy of PAN card), Aadhar (self-attested scanned copy of Aadhar Card) by email to NSDL at evoting@nsdl.co.in.
- In case shares are held in **demat mode**, please provide DPID-CLID (16 digit DPID + CLID or 16 digit beneficiary ID), Name, client master or copy of Consolidated Account statement, PAN (self-attested scanned copy of PAN card), AADHAR (self-attested scanned copy of Aadhar Card) to NSDL at evoting@nsdl.co.in. If you are an Individual members holding securities in demat mode, you are requested to refer to the login method explained at **Step 1 (A) i.e. Login method for e-Voting for Individual members holding securities in demat mode.**

Step 2: Cast your vote electronically on NSDL e-Voting system

How to cast your vote electronically on NSDL e-Voting system?

1. After successful login at Step 1, you will be able to see all the companies “EVEN” in which you are holding shares and whose voting cycle is in active status.
2. Select “EVEN” of company for which you wish to cast your vote during the remote e-Voting period.
3. Now you are ready for e-Voting as the Voting page opens.
4. Cast your vote by selecting appropriate options i.e. assent or dissent, verify/modify the number of shares for which you wish to cast your vote and click on “Submit” and also “Confirm” when prompted.
5. Upon confirmation, the message “Vote cast successfully” will be displayed.
6. You can also take the printout of the votes cast by you by clicking on the print option on the confirmation page.
7. Once you confirm your vote on the resolution, you will not be allowed to modify your vote.

General Guidelines:

- It is strongly recommended not to share your password with any other person and take utmost care to keep your password confidential. Login to the e-voting website will be disabled upon five unsuccessful attempts to key in the correct password. In such an event, you will need to go through the “[Forgot User Details/Password?](#)” or “[Physical User Reset Password?](#)” option available on www.evoting.nsdl.com to reset the password.
- In case of any queries, you may refer the Frequently Asked Questions (FAQs) for members and e-voting user manual for members available at the download section of www.evoting.nsdl.com or call on toll free no.: 022-4886-7000 and 022 2499 7000 or send a request to Mr. Pallavi Mhatre, Senior Manager at evoting@nsdl.co.in.