

FORM NO. MGT-7

[Pursuant to sub-Section(1) of section 92 of the Companies Act, 2013 and sub-rule (1) of rule 11of the Companies (Management and Administration) Rules, 2014]



Annual Return (other than OPCs and Small Companies)

Form language English Hindi

Refer the instruction kit for filing the form.

I. REGISTRATION AND OTHER DETAILS

- (i) * Corporate Identification Number (CIN) of the company
- Global Location Number (GLN) of the company
- * Permanent Account Number (PAN) of the company
- (ii) (a) Name of the company
- (b) Registered office address
- (c) *e-mail ID of the company
- (d) *Telephone number with STD code
- (e) Website
- (iii) Date of Incorporation
- (iv)
- | Type of the Company | Category of the Company | Sub-category of the Company |
|---------------------|---------------------------|-------------------------------|
| Public Company | Company limited by shares | Indian Non-Government company |
- (v) Whether company is having share capital Yes No
- (vi) *Whether shares listed on recognized Stock Exchange(s) Yes No

(a) Details of stock exchanges where shares are listed

S. No.	Stock Exchange Name	Code
1	National stock Exchange	1,024
2	Bombay Stock Exchange	1

(b) CIN of the Registrar and Transfer Agent

U74210DL1991PLC042569

Pre-fill

Name of the Registrar and Transfer Agent

ALANKIT ASSIGNMENTS LIMITED

Registered office address of the Registrar and Transfer Agents

205-208ANARKALI COMPLEX
JHANDEWALAN EXTENSION

(vii) *Financial year From date (DD/MM/YYYY) To date (DD/MM/YYYY)

(viii) *Whether Annual general meeting (AGM) held Yes No

(a) If yes, date of AGM

(b) Due date of AGM

(c) Whether any extension for AGM granted

Yes No

II. PRINCIPAL BUSINESS ACTIVITIES OF THE COMPANY

*Number of business activities

S.No	Main Activity group code	Description of Main Activity group	Business Activity Code	Description of Business Activity	% of turnover of the company
1	C	Manufacturing	C6	Chemical and chemical products, pharmaceuticals, medicinal chemical and	100

III. PARTICULARS OF HOLDING, SUBSIDIARY AND ASSOCIATE COMPANIES (INCLUDING JOINT VENTURES)

*No. of Companies for which information is to be given

Pre-fill All

S.No	Name of the company	CIN / FCRN	Holding/ Subsidiary/Associate/ Joint Venture	% of shares held
1	GULSHAN OVERSEAS – FZCO		Subsidiary	100

IV. SHARE CAPITAL, DEBENTURES AND OTHER SECURITIES OF THE COMPANY

(i) *SHARE CAPITAL**(a) Equity share capital**

Particulars	Authorised capital	Issued capital	Subscribed capital	Paid up capital
Total number of equity shares	280,600,000	62,370,586	62,370,586	62,370,586
Total amount of equity shares (in Rupees)	280,600,000	62,370,586	62,370,586	62,370,586

Number of classes

1

Class of Shares	Authorised capital	Issued capital	Subscribed capital	Paid up capital
Equity Shares				
Number of equity shares	280,600,000	62,370,586	62,370,586	62,370,586
Nominal value per share (in rupees)	1	1	1	1
Total amount of equity shares (in rupees)	280,600,000	62,370,586	62,370,586	62,370,586

(b) Preference share capital

Particulars	Authorised capital	Issued capital	Subscribed capital	Paid-up capital
Total number of preference shares	1,700,000	0	0	0
Total amount of preference shares (in rupees)	147,500,000	0	0	0

Number of classes

2

Class of shares	Authorised capital	Issued capital	Subscribed capital	Paid up capital
0%-10% Redeemable Preference shares				
Number of preference shares	1,450,000	0	0	0
Nominal value per share (in rupees)	100	100	100	100
Total amount of preference shares (in rupees)	145,000,000	0	0	0
Class of shares	Authorised capital	Issued capital	Subscribed capital	Paid up capital
0% Redeemable Preference shares				
Number of preference shares	250,000	0	0	0
Nominal value per share (in rupees)	10	10	10	10
Total amount of preference shares (in rupees)	2,500,000	0	0	0

(c) Unclassified share capital

Particulars	Authorised Capital
Total amount of unclassified shares	0

(d) Break-up of paid-up share capital

Class of shares	Number of shares			Total nominal amount	Total Paid-up amount	Total premium
	Physical	DEMAT	Total			
Equity shares						
At the beginning of the year	777,270	51,198,219	51975489	51,975,489	51,975,489	
Increase during the year	125,648	10,418,479	10544127	10,544,127	10,544,127	0
i. Public Issues	0	0	0	0	0	0
ii. Rights issue	0	0	0	0	0	0
iii. Bonus issue	125,648	10,269,449	10395097	10,395,097	10,395,097	
iv. Private Placement/ Preferential allotment	0	0	0	0	0	
v. ESOPs	0	0	0	0	0	
vi. Sweat equity shares allotted	0	0	0	0	0	0
vii. Conversion of Preference share	0	0	0	0	0	
viii. Conversion of Debentures	0	0	0	0	0	0
ix. GDRs/ADRs	0	0	0	0	0	0
x. Others, specify	0	149,030	149030	149,030	149,030	0
Dematerialisation of Equity Shares						
Decrease during the year	149,030	0	149030	149,030	149,030	0
i. Buy-back of shares	0	0	0	0	0	
ii. Shares forfeited	0	0	0	0	0	
iii. Reduction of share capital	0	0	0	0	0	0
iv. Others, specify	149,030	0	149030	149,030	149,030	
Dematerialisation of Equity Shares						
At the end of the year	753,888	61,616,698	62370586	62,370,586	62,370,586	
Preference shares						

At the beginning of the year	0	0	0	0	0	
Increase during the year	0	0	0	0	0	0
i. Issues of shares	0	0	0	0	0	0
ii. Re-issue of forfeited shares	0	0	0	0	0	0
iii. Others, specify				0	0	
Decrease during the year	0	0	0	0	0	0
i. Redemption of shares	0	0	0	0	0	0
ii. Shares forfeited	0	0	0	0	0	0
iii. Reduction of share capital	0	0	0	0	0	
iv. Others, specify				0	0	
At the end of the year	0	0	0	0	0	

ISIN of the equity shares of the company

INE255DO1024

(ii) Details of stock split/consolidation during the year (for each class of shares)

0

Class of shares		(i)	(ii)	(iii)
Before split / Consolidation	Number of shares			
	Face value per share			
After split / Consolidation	Number of shares			
	Face value per share			

(iii) Details of shares/Debentures Transfers since closure date of last financial year (or in the case of the first return at any time since the incorporation of the company) *

Nil

[Details being provided in a CD/Digital Media]

Yes No Not Applicable

Separate sheet attached for details of transfers

Yes No

Note: In case list of transfer exceeds 10, option for submission as a separate sheet attachment or submission in a CD/Digital Media may be shown.

Date of the previous annual general meeting	<input style="width: 95%;" type="text"/>
---	--

Date of registration of transfer (Date Month Year)	<input style="width: 95%;" type="text"/>
--	--

Type of transfer	<input style="width: 95%;" type="text"/>	1 - Equity, 2- Preference Shares,3 - Debentures, 4 - Stock
------------------	--	--

Number of Shares/ Debentures/ Units Transferred	<input style="width: 95%;" type="text"/>	Amount per Share/ Debenture/Unit (in Rs.)	<input style="width: 95%;" type="text"/>
---	--	---	--

Ledger Folio of Transferor	<input style="width: 95%;" type="text"/>
----------------------------	--

Transferor's Name	<input style="width: 95%;" type="text"/>	<input style="width: 95%;" type="text"/>	<input style="width: 95%;" type="text"/>
	Surname	middle name	first name

Ledger Folio of Transferee	<input style="width: 95%;" type="text"/>
----------------------------	--

Transferee's Name	<input style="width: 95%;" type="text"/>	<input style="width: 95%;" type="text"/>	<input style="width: 95%;" type="text"/>
	Surname	middle name	first name

Date of registration of transfer (Date Month Year)	<input style="width: 95%;" type="text"/>
--	--

Type of transfer	<input style="width: 95%;" type="text"/>	1 - Equity, 2- Preference Shares,3 - Debentures, 4 - Stock
------------------	--	--

Number of Shares/ Debentures/ Units Transferred	<input style="width: 95%;" type="text"/>	Amount per Share/ Debenture/Unit (in Rs.)	<input style="width: 95%;" type="text"/>
---	--	---	--

Ledger Folio of Transferor		<input type="text"/>	
Transferor's Name	<input type="text"/>	<input type="text"/>	<input type="text"/>
	Surname	middle name	first name
Ledger Folio of Transferee		<input type="text"/>	
Transferee's Name	<input type="text"/>	<input type="text"/>	<input type="text"/>
	Surname	middle name	first name

(iv) *Debentures (Outstanding as at the end of financial year)

Particulars	Number of units	Nominal value per unit	Total value
Non-convertible debentures	0	0	0
Partly convertible debentures	0	0	0
Fully convertible debentures	0	0	0
Total			0

Details of debentures

Class of debentures	Outstanding as at the beginning of the year	Increase during the year	Decrease during the year	Outstanding as at the end of the year
Non-convertible debentures	0	0	0	0
Partly convertible debentures	0	0	0	0
Fully convertible debentures	0	0	0	0

(v) Securities (other than shares and debentures)

0

Type of Securities	Number of Securities	Nominal Value of each Unit	Total Nominal Value	Paid up Value of each Unit	Total Paid up Value
Total	<input type="text"/>		<input type="text"/>		<input type="text"/>

V. *Turnover and net worth of the company (as defined in the Companies Act, 2013)

(i) Turnover

11,797,296,533

(ii) Net worth of the Company

7,455,566,617

VI. (a) *SHARE HOLDING PATTERN - Promoters

S. No.	Category	Equity		Preference	
		Number of shares	Percentage	Number of shares	Percentage
1.	Individual/Hindu Undivided Family				
	(i) Indian	41,569,098	66.65	0	
	(ii) Non-resident Indian (NRI)	0	0	0	
	(iii) Foreign national (other than NRI)	0	0	0	
2.	Government				
	(i) Central Government	0	0	0	
	(ii) State Government	0	0	0	
	(iii) Government companies	0	0	0	
3.	Insurance companies	0	0	0	
4.	Banks	0	0	0	
5.	Financial institutions	0	0	0	
6.	Foreign institutional investors	0	0	0	
7.	Mutual funds	0	0	0	
8.	Venture capital	0	0	0	
9.	Body corporate (not mentioned above)	0	0	0	
10.	Others	0	0	0	
	Total	41,569,098	66.65	0	0

Total number of shareholders (promoters)

9

(b) *SHARE HOLDING PATTERN - Public/Other than promoters

S. No.	Category	Equity		Preference	
		Number of shares	Percentage	Number of shares	Percentage

1.	Individual/Hindu Undivided Family				
	(i) Indian	15,127,535	24.25	0	
	(ii) Non-resident Indian (NRI)	850,130	1.36	0	
	(iii) Foreign national (other than NRI)	7,182	0.01	0	
2.	Government				
	(i) Central Government	0	0	0	
	(ii) State Government	0	0	0	
	(iii) Government companies	0	0	0	
3.	Insurance companies	0	0	0	
4.	Banks	0	0	0	
5.	Financial institutions	0	0	0	
6.	Foreign institutional investors	0	0	0	
7.	Mutual funds	2,196,227	3.52	0	
8.	Venture capital	7,598	0.01	0	
9.	Body corporate (not mentioned above)	1,548,858	2.48	0	
10.	Others ESOP Trust including Cleari +	1,063,958	1.71	0	
	Total	20,801,488	33.34	0	0

Total number of shareholders (other than promoters)

31,921

**Total number of shareholders (Promoters+Public/
Other than promoters)**

31,930

**VII. *NUMBER OF PROMOTERS, MEMBERS, DEBENTURE HOLDERS
(Details, Promoters, Members (other than promoters), Debenture holders)**

Details	At the beginning of the year	At the end of the year
Promoters	5	9
Members (other than promoters)	29,742	31,921
Debenture holders	0	0

VIII. DETAILS OF DIRECTORS AND KEY MANAGERIAL PERSONNEL





(A) *Composition of Board of Directors

Category	Number of directors at the beginning of the year		Number of directors at the end of the year		Percentage of shares held by directors as at the end of year	
	Executive	Non-executive	Executive	Non-executive	Executive	Non-executive
A. Promoter	3	0	3	0	8.01	0
B. Non-Promoter	1	4	1	4	0.11	0.01
(i) Non-Independent	1	0	1	0	0.11	0
(ii) Independent	0	4	0	4	0	0.01
C. Nominee Directors representing	0	0	0	0	0	0
(i) Banks & FIs	0	0	0	0	0	0
(ii) Investing institutions	0	0	0	0	0	0
(iii) Government	0	0	0	0	0	0
(iv) Small share holders	0	0	0	0	0	0
(v) Others	0	0	0	0	0	0
Total	4	4	4	4	8.12	0.01

Number of Directors and Key managerial personnel (who is not director) as on the financial year end date

11

(B) (i) *Details of directors and Key managerial personnel as on the closure of financial year

Name	DIN/PAN	Designation	Number of equity share(s) held	Date of cessation (after closure of financial year : If any)
CHANDRA KUMAR JAI 	00062221	Managing Director	1,385,638	
ARUSHI JAIN	00764520	Managing Director	1,385,635	
ADITI PASARI	00120753	Managing Director	1,385,635	
ASHWANI KUMAR VATI 	00062413	Whole-time director	58,004	
AKHILESH KUMAR MAHAJAN 	00062645	Director	3,378	
RAKESH KUMAR GUPTA 	06909233	Director	0	
ARCHANA JAIN	09171307	Director	0	

Name	DIN/PAN	Designation	Number of equity share(s) held	Date of cessation (after closure of financial year : If any)
Rakesh Kapoor	00015358	Director	0	
RAJIV GUPTA	AAEPG9150B	CFO	1,100	
ASHA MITTAL	BZTPM6205L	Company Secretary	0	
ASHWANI KUMAR VADIA	AAEPV2385D	CEO	0	

(ii) Particulars of change in director(s) and Key managerial personnel during the year

3

Name	DIN/PAN	Designation at the beginning / during the financial year	Date of appointment/ change in designation/ cessation	Nature of change (Appointment/ Change in designation/ Cessation)
JEEWAN JYOTI BHAGAT	00007743	Director	05/08/2022	Cessation
Rakesh Kapoor	00015358	Additional director	09/08/2022	Appointment
Rakesh Kapoor	00015358	Director	28/09/2022	Change in Designation

IX. MEETINGS OF MEMBERS/CLASS OF MEMBERS/BOARD/COMMITTEES OF THE BOARD OF DIRECTORS

A. MEMBERS/CLASS /REQUISITIONED/NCLT/COURT CONVENED MEETINGS

Number of meetings held

1

Type of meeting	Date of meeting	Total Number of Members entitled to attend meeting	Attendance	
			Number of members attended	% of total shareholding
22nd Annual General Meeting	28/09/2022	31,977	73	

B. BOARD MEETINGS

*Number of meetings held

6

S. No.	Date of meeting	Total Number of directors associated as on the date of meeting	Attendance	
			Number of directors attended	% of attendance
1	04/04/2022	8	8	100
2	18/04/2022	8	7	87.5
3	20/05/2022	8	8	100
4	09/08/2022	8	8	100

S. No.	Date of meeting	Total Number of directors associated as on the date of meeting	Attendance	
			Number of directors attended	% of attendance
5	09/11/2022	8	6	75
6	17/01/2023	8	8	100

C. COMMITTEE MEETINGS

Number of meetings held

S. No.	Type of meeting	Date of meeting	Total Number of Members as on the date of the meeting	Attendance	
				Number of members attended	% of attendance
1	Audit Committee	20/05/2022	3	3	100
2	Audit Committee	09/08/2022	3	3	100
3	Audit Committee	09/11/2022	4	4	100
4	Audit Committee	17/01/2023	4	4	100
5	Nomination, Remuneration	20/05/2022	3	3	100
6	Nomination, Remuneration	09/08/2022	2	2	100
7	Stakeholders Forum	20/05/2022	3	3	100
8	Stakeholders Forum	09/08/2022	2	2	100
9	Stakeholders Forum	09/11/2022	3	3	100
10	Stakeholders Forum	17/01/2023	3	3	100

D. *ATTENDANCE OF DIRECTORS

S. No.	Name of the director	Board Meetings			Committee Meetings			Whether attended AGM held on (Y/N/NA)
		Number of Meetings which director was entitled to attend	Number of Meetings attended	% of attendance	Number of Meetings which director was entitled to attend	Number of Meetings attended	% of attendance	
1	CHANDRA KUL	6	6	100	9	9	100	
2	ARUSHI JAIN	6	6	100	8	8	100	
3	ADITI PASAR	6	6	100	12	12	100	
4	ASHWANI KUL	6	5	83.33	8	6	75	

5	AKHILESH KUMAR	6	6	100	13	12	92.31	
6	RAKESH KUMAR	6	5	83.33	6	6	100	
7	ARCHANA JAIN	6	6	100	3	3	100	
8	Rakesh Kapoor	6	2	33.33	0	0	0	

X. *REMUNERATION OF DIRECTORS AND KEY MANAGERIAL PERSONNEL

Nil

Number of Managing Director, Whole-time Directors and/or Manager whose remuneration details to be entered

4

S. No.	Name	Designation	Gross Salary	Commission	Stock Option/ Sweat equity	Others	Total Amount
1	CHANDRA KUMAR	Managing Director	30,040,000	0	0	39,600	30,079,600
2	ARUSHI JAIN	Joint Managing Director	9,640,000	0	0	39,600	9,679,600
3	ADITI PASARI	Joint Managing Director	9,640,000	0	0	39,600	9,679,600
4	ASHWANI KUMAR	Whole Time Director	7,340,692	0	718,440	39,600	8,098,732
	Total		56,660,692	0	718,440	158,400	57,537,532

Number of CEO, CFO and Company secretary whose remuneration details to be entered

3

S. No.	Name	Designation	Gross Salary	Commission	Stock Option/ Sweat equity	Others	Total Amount
1	ASHWANI KUMAR	Chief Executive Officer	0	0	0	0	0
2	RAJIV GUPTA	Chief Financial Officer	3,174,508	0	0	40,000	3,214,508
3	ASHA MITTAL	Company Secretary	974,577	0	0	40,000	1,014,577
	Total		4,149,085	0	0	80,000	4,229,085

Number of other directors whose remuneration details to be entered

5

S. No.	Name	Designation	Gross Salary	Commission	Stock Option/ Sweat equity	Others	Total Amount
1	AKHILESH KUMAR	Independent Director	0	500,000	0	40,000	540,000
2	RAKESH KUMAR	Independent Director	0	500,000	0	40,000	540,000
3	ARCHANA JAIN	Independent Director	0	500,000	0	40,000	540,000
4	JEEWAN JYOTI BHARGAVA	Independent Director	0	167,000	0	10,000	177,000
5	RAKESH KAPOOR	Independent Director	0	333,000	0	20,000	353,000

S. No.	Name	Designation	Gross Salary	Commission	Stock Option/ Sweat equity	Others	Total Amount
	Total		0	2,000,000	0	150,000	2,150,000

XI. MATTERS RELATED TO CERTIFICATION OF COMPLIANCES AND DISCLOSURES

* A. Whether the company has made compliances and disclosures in respect of applicable provisions of the Companies Act, 2013 during the year Yes No

B. If No, give reasons/observations

XII. PENALTY AND PUNISHMENT - DETAILS THEREOF

(A) DETAILS OF PENALTIES / PUNISHMENT IMPOSED ON COMPANY/DIRECTORS /OFFICERS Nil

Name of the company/ directors/ officers	Name of the court/ concerned Authority	Date of Order	Name of the Act and section under which penalised / punished	Details of penalty/ punishment	Details of appeal (if any) including present status

(B) DETAILS OF COMPOUNDING OF OFFENCES Nil

Name of the company/ directors/ officers	Name of the court/ concerned Authority	Date of Order	Name of the Act and section under which offence committed	Particulars of offence	Amount of compounding (in Rupees)

XIII. Whether complete list of shareholders, debenture holders has been enclosed as an attachment

Yes No

XIV. COMPLIANCE OF SUB-SECTION (2) OF SECTION 92, IN CASE OF LISTED COMPANIES

In case of a listed company or a company having paid up share capital of Ten Crore rupees or more or turnover of Fifty Crore rupees or more, details of company secretary in whole time practice certifying the annual return in Form MGT-8.

Name

Whether associate or fellow

Associate Fellow

Certificate of practice number

I/We certify that:

- (a) The return states the facts, as they stood on the date of the closure of the financial year aforesaid correctly and adequately.
- (b) Unless otherwise expressly stated to the contrary elsewhere in this Return, the Company has complied with all the provisions of the Act during the financial year.

Declaration

I am Authorised by the Board of Directors of the company vide resolution no. .. dated

(DD/MM/YYYY) to sign this form and declare that all the requirements of the Companies Act, 2013 and the rules made thereunder in respect of the subject matter of this form and matters incidental thereto have been complied with. I further declare that:

- 1. Whatever is stated in this form and in the attachments thereto is true, correct and complete and no information material to the subject matter of this form has been suppressed or concealed and is as per the original records maintained by the company.
- 2. All the required attachments have been completely and legibly attached to this form.

Note: Attention is also drawn to the provisions of Section 447, section 448 and 449 of the Companies Act, 2013 which provide for punishment for fraud, punishment for false statement and punishment for false evidence respectively.

To be digitally signed by

Director

DIN of the director

To be digitally signed by

- Company Secretary
- Company secretary in practice

Membership number

Certificate of practice number

Attachments

- 1. List of share holders, debenture holders
- 2. Approval letter for extension of AGM;
- 3. Copy of MGT-8;
- 4. Optional Attachment(s), if any

List of attachments

This eForm has been taken on file maintained by the Registrar of Companies through electronic mode and on the basis of statement of correctness given by the company

